

Equal

Taking You Upward and Beyond!



Safety First



Energy Efficient



Reliability



Durability



Customization



Luxury Redefined

Scan to visit our website

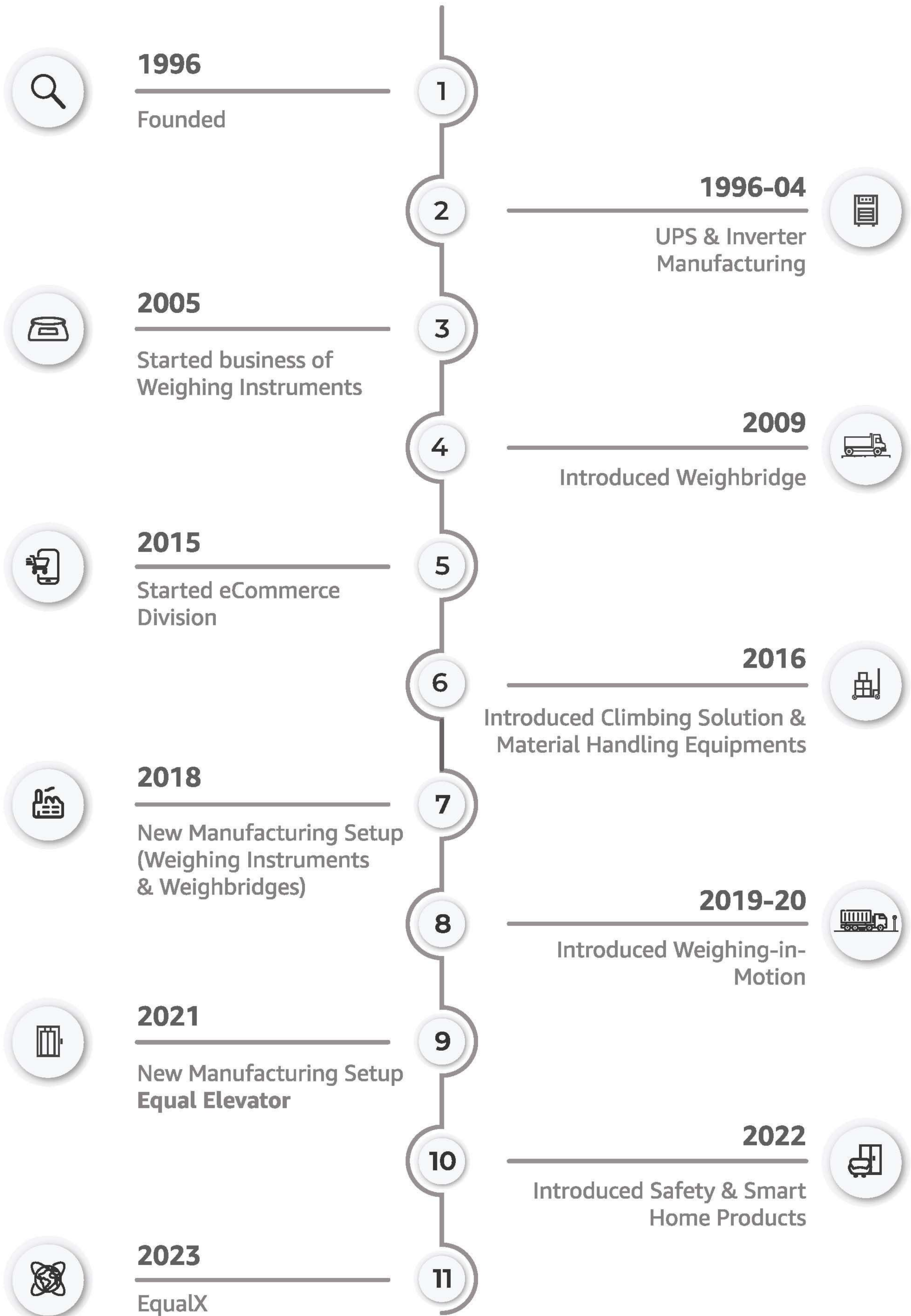





Table of Contents

Timeline	1
USPs	2
Types of Elevator	3
Segments	4
Essential Series	5-6
Elite Series	7-8
Exclusive Series	9-10
COP/LOP	11
Certificates/Clients	13
Our Evolution	14
State of the art Manufacturing	15
Other Product Range	16

Timeline



Unique Selling Points



Safety Innovations :

Emphasizing on advanced safety features such as biometric access control, emergency communication systems, and automated rescue procedures to enhance passenger safety and peace of mind.



Customization Options :

Offering a wide range of customization options for interior design, finishes, and materials, allowing customers to tailor the elevator to match the aesthetic of their building or specific preferences.



Energy Efficient :

The elevator's energy-saving features, such as regenerative drives, LED lighting, and standby mode, contribute to sustainable and environmentally friendly building practices.



Quality Control :

The Rigorous quality control measures implemented during the in-house manufacturing process, ensure that each elevator meets high-quality standards and adhere to industry regulations.



In-house Manufacturing :

Our In-house manufacturing serves as an innovation hub, allowing for continuous research and development to stay ahead of industry trends and technological advancements.

Type of Elevators



Hospitality

Our aesthetically designed elevators offer elegance and complement your building ambience. Our smart building mobility solutions ensure a best-in-class customer experience from every aspect.



Industries

Our Elevators are ruggedly designed to suit the demands of factories and warehouses. They ensure reliable vertical transportation for passengers and materials movement to critical elevated places.



Automobile

With spacious dimensions and efficient operation, our automobile elevators ensures safe and reliable vertical transportation for vehicles. They are engineered to meet the specific needs of car dealerships, parking garages, and other automotive facilities.



Residential

Our elevators are engineered with high standards of safety, reliability and efficiency. We offer smart building mobility-solutions for a seamlessly comfortable ride experience adding luxury to your lifestyle.



Commercial

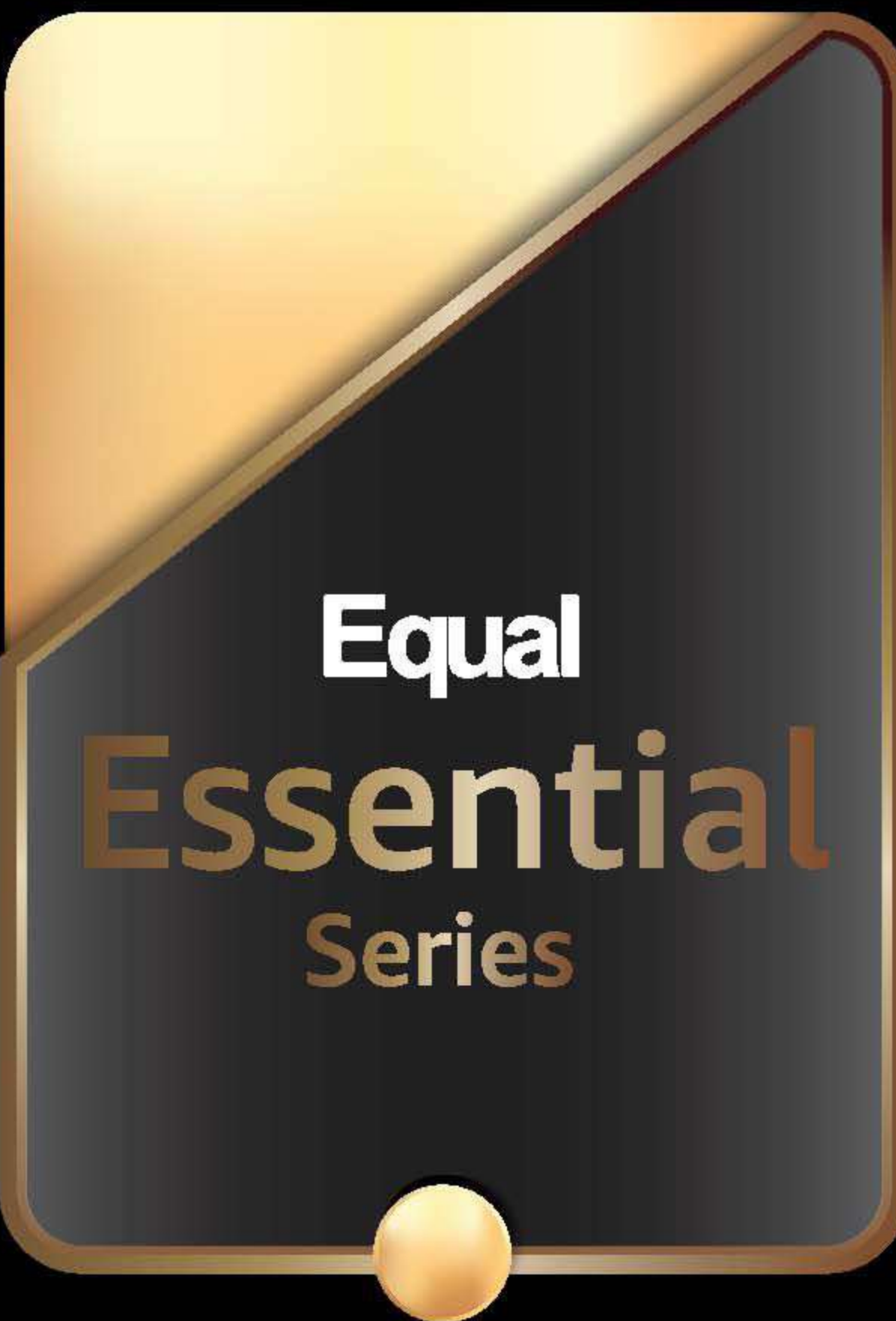
Our elevators are designed to handle the traffic flow during rush hours. They are planned to serve all needs of modern building infrastructure and ensure a smooth and energy efficient vertical transportation solution.




Healthcare

Our elevators are designed to maximize uptime and meet the special needs of hospitals and medical facilities. We offer reliable, safe and uninterrupted vertical transportation for patients, staff and visitors.

SEGMENTS
that take you Upward and Beyond!




Essential Series



Key Specifications:

- **Car Left/Right Panels:** Mild Steel Powder Coated Light Shed.
- **Car Back Panels:** Actual Mirror and Mild Steel Powder Coated Dark Shed.
- **Car Return Panels (Door Side):** Mild Steel Powder Coated Light Shed.
- **False Ceiling:** Mild Steel Powder Coated Dark Shed.
- **Kick Plate/Skirting:** Silver No.4 Finish Stainless Steel.
- **Handrail:** Black MS Powder Coated Matt.
- **Car Floor:** PVC Matt (Option for Marble or Stone).




Key Specifications:

- **Car Left/Right Panels:** Mild Steel Powder Coated.
- **Car Back Panels:** Mild Steel Powder Coated and Laminated Designer Sheet.
- **Car Return Panels (Door Side):** Mild Steel Powder Coated.
- **False Ceiling:** Mild Steel Powder Coated.
- **Kick Plate/Skirting:** Stainless Steel No.4 Finish.
- **Handrail:** Mild Steel Powder Coated.
- **Car Floor:** PVC Matt (Option for Marble or Stone).

Key Specifications:

- **Car Left/Right/Back Panels:** Mild Steel Powder Coated and Silver Mirror Finish Stainless Steel.
- **Car Return Panels (Door Side):** Mild Steel Powder Coated.
- **False Ceiling:** Mild Steel Powder Coated.
- **Kick Plate/Skirting:** Silver No.4 Finish Stainless Steel.
- **Handrail:** Silver No.4 Finish Stainless Steel.
- **Car Floor:** PVC Matt (Option for Marble or Stone).




Premium Handrails




Key Specifications:

- **Car Left/Right Panels:** Mild Steel Powder Coated.
- **Car Back Panels:** Mild Steel Powder Coated and Silver Mirror Finish Stainless Steel.
- **Car Return Panels (Door Side):** Mild Steel Powder Coated.
- **False Ceiling:** Mild Steel Powder Coated Dark Shed.
- **Kick Plate/Skirting:** Mild Steel Powder Coated.
- **Handrail:** Mild Steel Powder Coated.
- **Car Floor:** PVC Matt (Option for Marble or Stone).



Elite Series



Key Specifications:

- **Car Left/Right/Back Panels:** Silver Mirror Finish Stainless Steel and Silver Designer etching Pattern Stainless Steel.
- **Car Return Panels (Door Side):** Silver Mirror Finish Stainless Steel.
- **False Ceiling:** Silver Mirror Finish Stainless Steel.
- **Kick Plate/Skirting:** NA
- **Handrail:** Silver Matt or No.4 Finish Stainless Steel (optional).
- **Car Floor:** PVC Matt (Option for Marble or Stone).



Key Specifications:

- **Car Left/Right/Back Panels:** Silver Mirror Finish Stainless Steel and Silver No.4 Finish Stainless Steel.
- **Car Return Panels (Door Side):** Silver No.4 Finish Stainless Steel.
- **False Ceiling:** Silver Mirror Finish Stainless Steel.
- **Kick Plate/Skirting:** Silver matt or No.4 Finish Stainless Steel
- **Handrail:** Silver Matt or No.4 Finish Stainless Steel.
- **Car Floor:** PVC Matt (Option for Marble or Stone).

Key Specifications:

- **Car Left/Right/Back Panels:** Rose Gold No.4 Finish Stainless Steel.
- **Car Return Panels (Door Side):** Rose Gold No.4 Finish Stainless Steel.
- **False Ceiling:** Rose Gold No.4 Finish Stainless Steel.
- **Kick Plate/Skirting:** Silver No.4 Finish Stainless Steel.
- **Handrail:** Rose Gold No.4 Finish Stainless Steel.
- **Car Floor:** PVC Matt (Option for Marble or Stone).




Premium Handrails



Key Specifications:

- **Car Left/Right/back Panels:** Silver Mirror Finish Stainless Steel and Silver Designer etching Pattern Stainless Steel. (Can be optional Powder Coated MS and SS Mirror Cobo)
- **Car Return Panels (Door Side):** Silver Mirror Finish Stainless Steel/MS Powder Coated.
- **False Ceiling:** Silver Mirror Finish Stainless Steel.
- **Kick Plate/Skirting:** Silver No.4 Finish Stainless Steel.
- **Handrail:** Silver Matt or No.4 Finish Stainless Steel.
- **Car Floor:** PVC Matt (Option for Marble or Stone).




Exclusive Series



Key Specifications:

- **Car Left/Right Panels:** Silver No.4 Finish Stainless Steel.
- **Car Back Panel:** : Silver Bead blast Finish Stainless Steel and Silver No.4 Finish Stainless Steel.
- **Car Return Panels (Door Side):** Silver No.4 Finish Stainless Steel.
- **False Ceiling:** Silver Bead blast Finish Stainless Steel and Silver No.4 Finish Stainless Steel.
- **Kick Plate/Skirting:** Silver No.4 Finish Stainless Steel.
- **Handrail:** Silver Matt/No.4 Finish Stainless Steel.
- **Car Floor:** Wooden Flooring (Composite Wood. Option for Marble or Stone).




Key Specifications:

- **Car Left/Right Panels:** Silver Hairline Finish Stainless Steel and Bronze/Brown Mirror Finish Stainless Steel.
- **Car Back Panel :** Silver Hairline Finish Stainless Steel and Silver Mirror Finish Stainless Steel.
- **Car Return Panels (Door Side):** Silver Hairline Finish Stainless Steel.
- **False Ceiling:** Silver Bead blast Finish Stainless Steel.
- **Kick Plate/Skirting:** Mild Steel Matt Powder Coated.
- **Handrail:** Bronze/Brown No.4/Matt Finish Stainless Steel.
- **Car Floor:** Wooden Flooring (Composite Wood. Option for Marble or Stone).

Key Specifications:

- **Car Left/Right/Back Panels:** Gold Bead blast Finish Stainless Steel and Gold Vibration Finish Stainless Steel.
- **Car Return Panels (Door Side):** Gold Vibration Finish Stainless Steel.
- **False Ceiling:** Gold Bead blast Finish Stainless Steel.
- **Kick Plate/Skirting:** Gold Bead blast Finish Stainless Steel.
- **Handrail:** Gold Mirror Finish Stainless Steel.
- **Car Floor:** Wooden Flooring (Composite Wood. Option for Marble or Stone).



Premium Handrails




Key Specifications:

- **Car Left/Right/back Panels:** Silver Bead Blast Finish Stainless Steel and Etching designer Mirror Finish Stainless Steel.
- **Car Return Panels (Door Side):** Silver Bead Blast Finish Stainless Steel.
- **False Ceiling:** Silver Bead blast Finish Stainless Steel..
- **Kick Plate/Skirting:** NA
- **Handrail:** Silver No.4/Matt Finish Stainless Steel (Optional).
- **Car Floor:** Wooden Flooring (Composite Wood. Option for Marble or Stone).

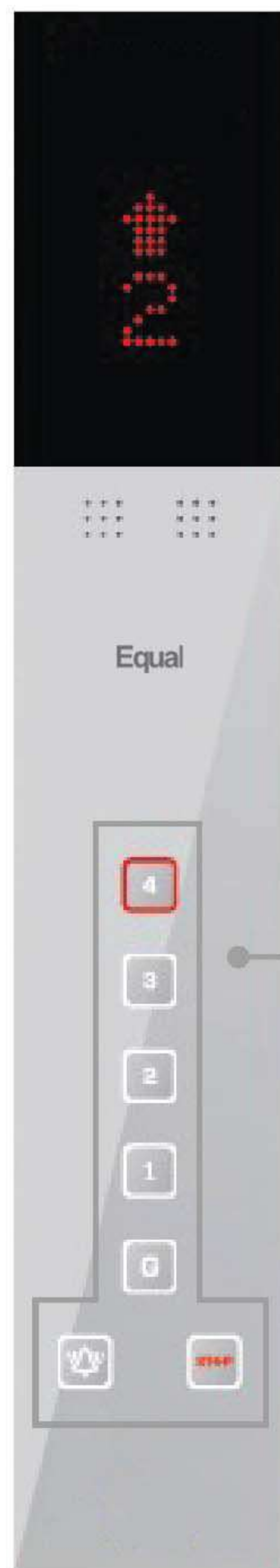


Cabin Operating Panels



Display Screen

Screen Type : Dot Matrix



Control Buttons

Screen Type : Dot Matrix



Screen with Touch support Functions

Screen Type : TFT/LCD

- Easy and fast installation
- Design buttons suitable for visually impaired persons
- Dual contact output timer and flashing ventilation control button

Landing Operating Panels

LCD/Dot Matrix Series

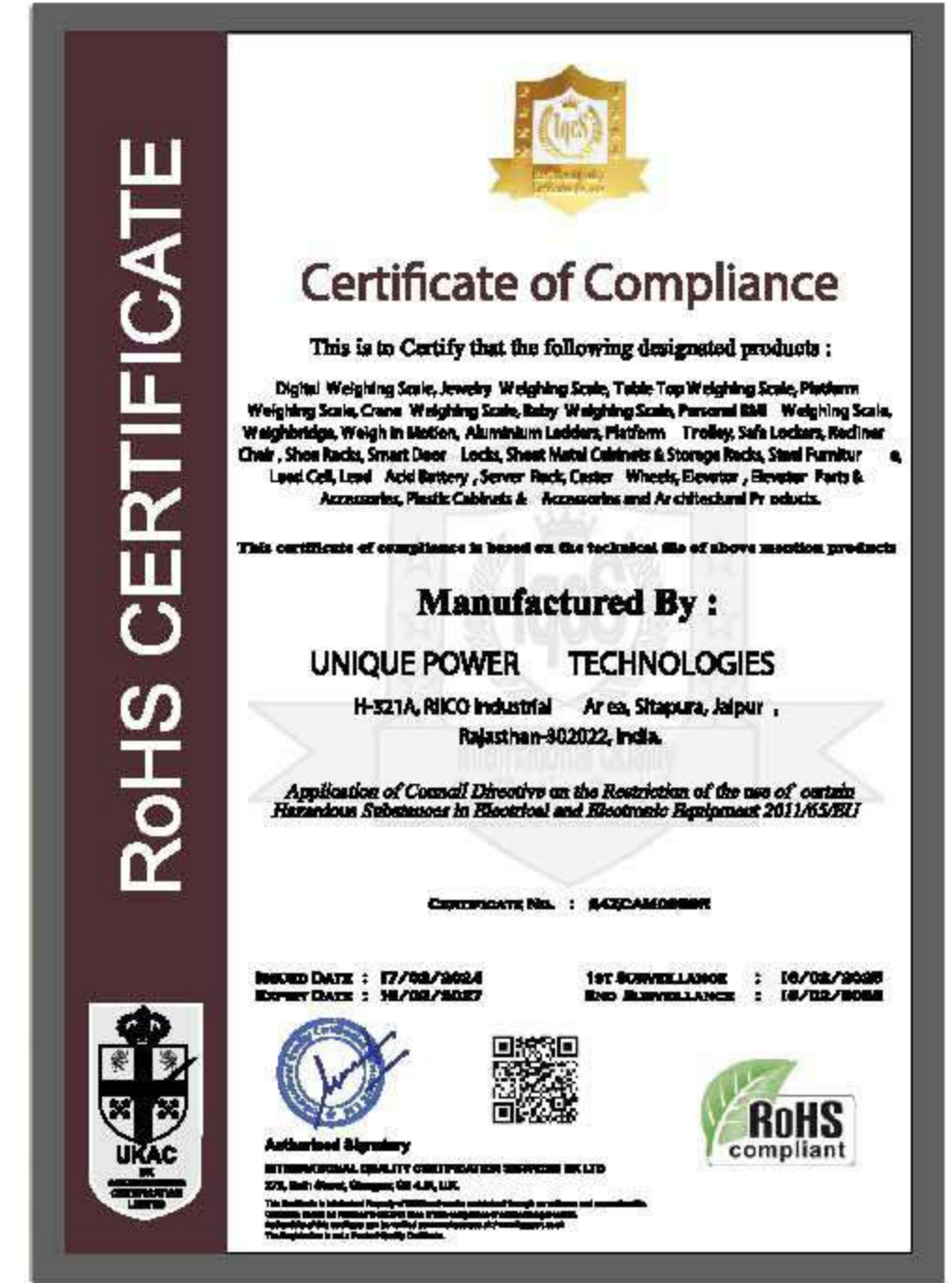


LCD/TFT Premium Series





Certification | Clients



Our Esteemed Clients



Our Evolution

Equal, Also recognised as Unique Power Technologies, commenced its journey in 2001, emerging as a distinguished manufacturer, supplier and exporter of diverse product lines. From precision weighing instruments and material handling equipments to cutting edge climbing solutions, smart furniture, home & kitchen essentials, safety & security equipment, we have diversified our offering to cater to a broad spectrum of needs. Specializing in elevator and elevator parts, Equal has remained a stalwart in the industry, boasting over 21 years of expertise supported by advanced infrastructure and a highly skilled team.

Elevating Vertical Mobility, Transforming Spaces

At Equal, We take pride in our role as a leading provider of avant- garde elevator solutions, committed to revolutionizing vertical mobility and reshaping environments. With an unwavering dedication to excellence, safety and innovation, we've earned the trust of residential, commercial and industrial clients with delivering dependable vertical transportation solutions.

Our Vision: Elevating Lives, Transforming Spaces

Central to our philosophy is the conviction that elevators transcend mere transportation-They are intelligent elements of contemporary living and working spaces. We envision a world where vertical mobility seamlessly integrates into daily life, forging efficient, comfortable and universally accessible environments.


A Team Committed to Excellence

Behind every successful elevator installation and maintenance service stands a team of adept professionals. Our engineers, technicians and customer service representatives are devoted to providing top notch solutions, placing a strong emphasis on customer satisfaction.



"Equal is a symbol of Trust & Quality. Behind every company, there is a name that is synonym with its products and quality."

Mr. Ashok Sharma
CEO




"There is no shortcut to success, only hard work and dedication gives you the fruit."

Mrs. Aradhana Sharma
Founder

State-of-the-Art Manufacturing Facility

We pride ourselves on innovation, quality, and efficiency. Our manufacturing facility is the beating heart of our operations, where cutting-edge technology meets skilled craftsmanship to produce exceptional elevators that exceed our customer expectations. Our facility is equipped with state-of-the-art machinery, allowing us to optimize production processes and maintain consistently high levels of quality. Our facility complies with all relevant industry regulations and standards, demonstrating our commitment to quality, safety, and compliance with maintaining rigorous quality control standards at every stage of the manufacturing process, utilizing advanced inspection equipment and procedures to ensure that each product meets our exact specifications.

We are dedicated to excellence in manufacturing and look forward to serving you with the highest quality products and services.



Amada Press Brake EG 4010



Amada Press Brake HRB 1003



Amada turret Punch AE2510NT



Hydraulic NC Pipe Bending



Plastic Injection Molding



Fiber Laser Sheet Metal Cutting Machine



CNC Tube (Pipe) Laser Cutting



Automatic Welding Robot

Equal

6 Units | Global Reach | 1,50,000 Sq.ft. area | 500+ Employees

Head Office : G-156, RIICO Industrial Area, Prahladpura,
Jaipur - 302022 (IN)

Ph : +91 9251005813
E-mail : sales8@equal.store
www.equalelevator.com

Elevators and Much More....



Scan for Address
Ph: 0141-2770301



Scan this to enquire
www.equalelevator.com

Follow us on

